

2007

FCAT

Florida Comprehensive Assessment Test®

Student Name _____

READING



Reading

Sample Test Book

GRADE
3

FCAT Sample Test Materials

These sample test materials are designed to help you prepare to answer FCAT questions. These materials introduce you to the kinds of questions you will answer when you take the FCAT and include hints for responding to FCAT questions. The FCAT Reading sample test materials for Grade 3 are composed of the books described below:

- Sample Test Book**
Includes sample reading passages, a sample test, and instructions for completing the sample test. (Copies are available for all students in the tested grade.)
 - Sample Answer Key**
Includes answers and explanations for the questions in the sample test. (Copies are available for classroom teachers only.)
- = This book

Every effort has been made to trace the ownership of all copyrighted material and to secure the necessary permissions to reprint selections. In the event of any question arising as to the use of any material, the publisher expresses regrets for any inadvertent error and will make the necessary correction(s) in future printings.

Copyright Statement for This Assessment and School Performance Publication

Authorization for reproduction of this document is hereby granted to persons acting in an official capacity within the Uniform System of Public K–12 Schools as defined in Section 1000.01(4), Florida Statutes. The copyright notice at the bottom of this page must be included in all copies.

All trademarks and trade names found in this publication are the property of their respective owners and are not associated with the publishers of this publication.

Permission is **NOT** granted for distribution or reproduction outside of the Uniform System of Public K–12 Schools or for commercial distribution of the copyrighted materials without written authorization from the Florida Department of Education. Questions regarding use of these copyrighted materials should be sent to the following:

The Administrator
Assessment and School Performance
Florida Department of Education
Tallahassee, Florida 32399-0400

Copyright © 2006
State of Florida
Department of State

Taking the FCAT Reading Sample Test

Hints for Taking the FCAT Reading Test

Here are some hints to help you do your best when you take the FCAT Reading test. Keep these hints in mind when you answer the sample questions.

- ✓ Read the directions carefully. Ask your teacher to explain any directions you do not understand.
- ✓ Read the passages and questions very carefully. You may look back at a passage as often as you like.
- ✓ Answer the questions you are sure about first. If a question seems too difficult, skip it and go back to it later.
- ✓ Be sure to fill in the answer bubbles correctly. Do not make any stray marks around answer spaces.
- ✓ Think positively. Some questions may seem hard, but others will be easy.
- ✓ Check each answer to make sure it is the best answer for the question.
- ✓ Relax. Some people get nervous about tests. It's natural. Just do your best.

Directions for Taking the Reading Sample Test

The questions in this Sample Test are called multiple-choice questions. A **multiple-choice question is followed by several answer choices**. Read all the answer choices under each question and decide which answer is correct. For this sample test, you will fill in the bubble next to the answer choice you think is correct for each multiple-choice question.

The Sample Test contains two reading passages and 16 sample questions. It should take about 30 to 45 minutes to read the passages and answer all the questions. You will mark your answers in this book. If you don't understand a question, just ask your teacher to explain it to you. Your teacher has the answers to the sample test questions.

FCAT Reading Sample Test



Here is a list with pictures to help you locate the passages in your Reading Sample Test. The questions follow each passage.



Jamaica Tag-Along Page 3



**Birds Do It!
Recycle!** Page 9

After you have read each passage, read and answer the questions.



Read the story "Jamaica Tag-Along" before answering Numbers 1 through 8.

Jamaica Tag-Along

By Juanita Havill

Jamaica ran to the kitchen to answer the phone. But her brother got there first.

"It's for me," Ossie said.

Jamaica stayed and listened to him talk.

"Sure," Ossie said. "I'll meet you at the court."

Ossie got his basketball from the closet. "I'm going to shoot baskets with Buzz."

"Can I come, too?" Jamaica said. "I don't have anything to do."

"Ah, Jamaica, call up your own friends."

"Everybody is busy today."

"I don't want you tagging along."

"I don't want to tag along," Jamaica said. "I just want to play basketball with you and Buzz."


"You're not old enough. We want to play serious ball."

Ossie dribbled his basketball down the sidewalk. Jamaica followed at a distance on her bike.

Buzz was already at the school court, shooting baskets with Jed and Maurice.

She parked her bike by the bushes and crept to the corner of the school building to watch.

That's not fair, Jamaica thought. Maurice is shorter than I am.






Pom, pa-pom, pa-pom, pom, pom. The boys started playing, Ossie and Jed against Buzz and Maurice.

Jamaica sneaked to the edge of the court.

Maurice missed a shot and the ball came bouncing toward her. Jamaica jumped. "I've got the ball," she yelled.



"Jamaica!" Ossie was so surprised he tripped over Buzz. They both fell down.

Jamaica dribbled to the basket and tossed the ball. It whirled around the rim and flew out.

"I almost made it," Jamaica shouted. "Can I be on your team, Ossie?"

"No, N-O, Jamaica. I told you not to tag along."

"It's not fair. You let Maurice play."

"We need two on a team. Why don't you go play on the swings and stay out of the way?"

"I still think it's not fair." Jamaica walked slowly over to the sandlot.



She started to swing, but a little boy kept walking in front of her. His mom should keep him out of the way, Jamaica thought.

She looked up and saw a woman pushing a baby back and forth in a stroller.

Jamaica sat down in the sand and began to dig. She made a big pile with the wet sand from underneath. She scooped sand from the mound to form a wall.

"Berto help," said the little boy. He sprinkled dry sand on the walls.

"Don't," said Jamaica. "You'll just mess it up." Jamaica turned her back.

She piled the wet sand high. She made a castle with towers. She dug a ditch around the wall.

Jamaica turned to see if Berto was still there. He stood watching. Then he tried to step over the ditch, and his foot smashed the wall.

"Stay away from my castle," Jamaica said.

"Berto," the woman pushing the stroller said, "leave this girl alone. Big kids don't like to be bothered by little kids."





“That’s what my brother always says,” Jamaica said. She started to repair the castle. Then she thought, but I don’t like my brother to say that. It hurts my feelings.

Jamaica smoothed the wall. “See, Berto, like that. You can help me make a bigger castle if you’re very careful.”



Jamaica and Berto made a giant castle. They put water from the drinking fountain in the moat.

“Wow,” Ossie said when the game was over and the other boys went home. “Need some help?”

“If you want to,” Jamaica said.

Jamaica, Berto, and Ossie worked together on the castle.

Jamaica didn’t even mind if Ossie tagged along.

“Jamaica Tag-Along.” Text copyright © 1989 by Juanita Havill. Illustrations copyright © 1989 by Anne Sibley O’Brien. Reprinted by permission of Houghton Mifflin Co. All rights reserved.



Now answer Numbers 1 through 8. Base your answers on the story “Jamaica Tag-Along.”

1 Read this sentence from the story.

Then he tried to step over the ditch, and his foot smashed the wall.

Which word means almost the SAME as *smashed*?

- (A) followed
- (B) lifted
- (C) spilled
- (D) wrecked

2 What does Jamaica do FIRST when she goes to the school?

- (F) She builds a sandcastle.
- (G) She takes the basketball.
- (H) She watches the boys play.
- (I) She plays on the sidewalk.

3 How are Berto and Jamaica ALIKE?

- (A) They both swing on the swing set.
- (B) They both follow an older brother.
- (C) They both want to be on Ossie’s team.
- (D) They both want to play with someone older.

4 Jamaica gets off the swing and starts to play in the sand because

- (F) she decides to play with Ossie.
- (G) Berto keeps walking in front of her.
- (H) Berto steps on the wall of her castle.
- (I) she wants to teach Berto to build a castle.




- 5 What happens AFTER the basketball game is over?
- Ⓐ Ossie tells Jamaica to play on the swings.
 - Ⓑ Ossie helps Jamaica and Berto finish the castle.
 - Ⓒ Jamaica sneaks around the edge of the building.
 - Ⓓ Jamaica decides to let Berto help her build the castle.
- 6 How does Jamaica show that she has changed her mind about letting Berto play with her?
- Ⓕ Jamaica looks to see if Berto is still nearby.
 - Ⓖ Jamaica tells Berto not to mess up the castle.
 - Ⓗ Jamaica shows Berto how to smooth a wet wall of sand.
 - Ⓘ Jamaica stops swinging when Berto walks in front of her.
- 7 What is Jamaica's BIGGEST problem in the story?
- Ⓐ She hurts Berto's feelings.
 - Ⓑ Berto steps on her sandcastle.
 - Ⓒ She does not like younger children.
 - Ⓓ Her brother will not let her play with him.
- 8 Why did the author write the story "Jamaica Tag-Along"?
- Ⓕ to show how to build giant sandcastles with friends
 - Ⓖ to teach readers to think about other people's feelings
 - Ⓗ to explain why children should follow the playground's rules
 - Ⓘ to tell readers a funny story about an afternoon on the playground



Read the article "Birds Do It! Recycle!" before answering Numbers 9 through 16.

Birds Do It! RECYCLE!

If you collect paper, cloth, string or paper clips, your friends might call you a pack rat. But if you're a bird, you're just building the coolest house in the neighborhood!



Picky, Picky

Scientists have no idea exactly why birds choose certain objects to build their nests. But scientists know that the main reason birds build nests is to keep their babies safe, warm and healthy.

Chicks grow faster and are healthier when they are warm. They also learn to fly and leave the nest sooner than birds without warm homes.

What A Yarn

Yarn is big on an oriole's shopping list when nest building. Scientists are still trying to figure out why so many birds choose white yarn over other colors for nest building.

Scientists think that the white stuff reminds birds of cotton fluff they find in the wild.

Do It Naturally

Even though birds can help us recycle some of our junk by using it to build nests, they also need to use lots of natural materials. Twigs, long grass, moss, dried bark, spider's silk and mud are some of the natural ingredients that are good for nests, too.

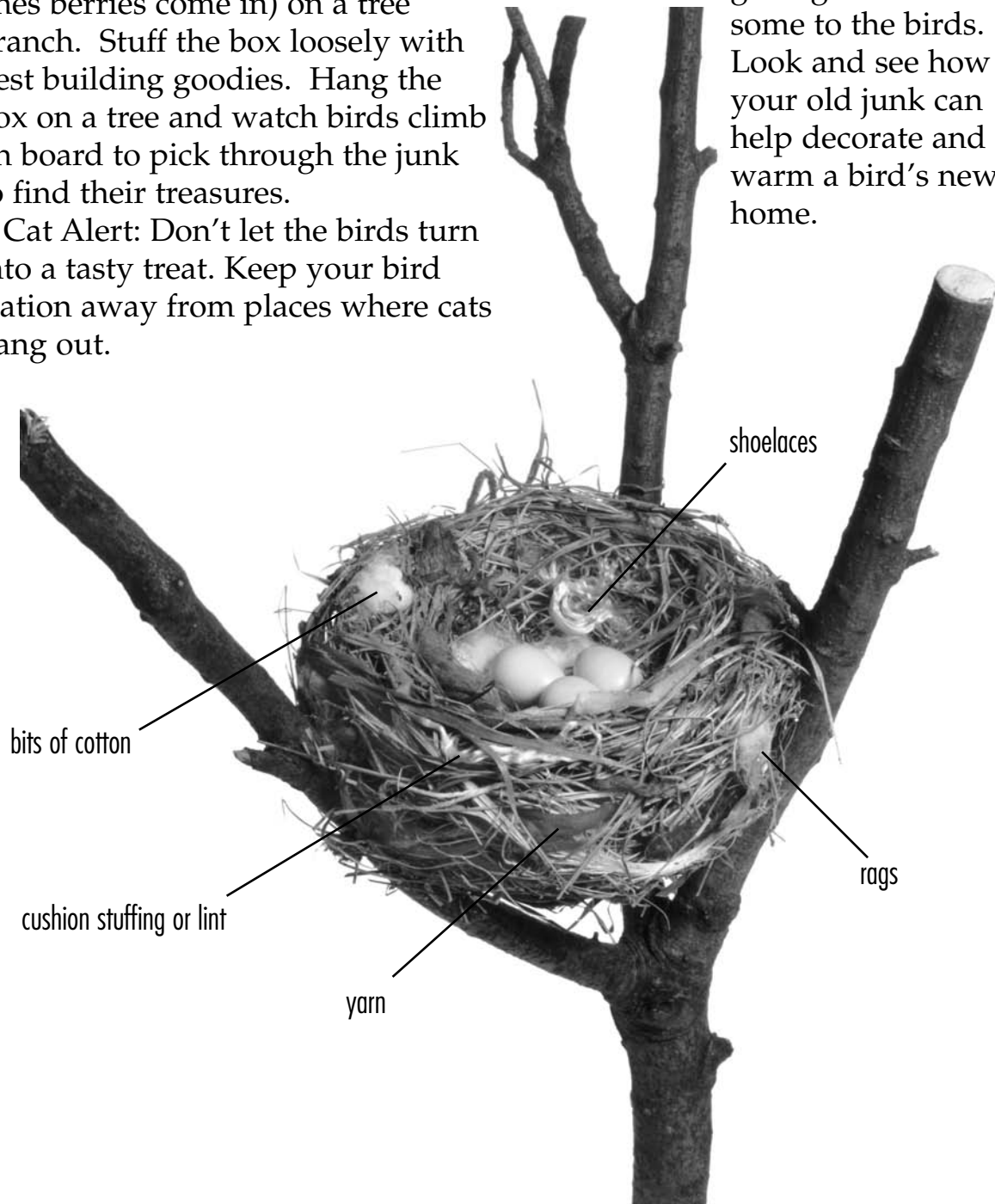


You can make a collection box of stuff to leave for birds so they can help themselves. Hang a small plastic box with holes (like the ones berries come in) on a tree branch. Stuff the box loosely with nest building goodies. Hang the box on a tree and watch birds climb on board to pick through the junk to find their treasures.

Cat Alert: Don't let the birds turn into a tasty treat. Keep your bird station away from places where cats hang out.

For The Birds!

Stop! Don't throw all that garbage out! Give some to the birds. Look and see how your old junk can help decorate and warm a bird's new home.



"Birds Do It! Recycle!" appeared in *Kid City* magazine. Copyright 1995 Sesame Workshop (New York, New York). All rights reserved. Photograph copyrighted © by John Shaw. Reprinted by permission of photographer. Photograph copyrighted © by Ilan Rubin. Reprinted by permission of photographer.



Now answer Numbers 9 through 16. Base your answers on the article “Birds Do It! Recycle!”

9 Read these sentences from the article.

If you collect paper, cloth, string or paper clips, your friends might call you a pack rat. But if you’re a bird, you’re just building the coolest house in the neighborhood!

A *pack rat* is someone who

- (A) likes mice.
- (B) has a house.
- (C) builds a nest.
- (D) keeps things.

10 Birds build nests to keep chicks warm because warm chicks

- (F) need to eat less food.
- (G) learn to fly more quickly.
- (H) are safer from nearby cats.
- (I) will stay in the nest longer.

11 The author uses the picture of the nest to show

- (A) the pieces in a bird nest.
- (B) where birds build nests.
- (C) how to build a bird nest.
- (D) what bird eggs look like.



- 12 Read this sentence from the article “Birds Do It! Recycle!”

Yarn is big on an oriole’s shopping list when nest building.

The author is comparing an oriole to a

- Ⓕ bird that can write.
- Ⓖ bird that collects paper.
- Ⓗ person who lives in a house.
- Ⓘ person who buys things at a store.

- 13 Read this sentence from the article.

Twigs, long grass, moss, dried bark, spider’s silk and mud are some of the natural ingredients that are good for nests, too.

In this sentence, the word *ingredients* means

- Ⓐ colors.
- Ⓑ nets.
- Ⓒ pieces.
- Ⓓ strings.

- 14 Birds probably choose white yarn over other colors because the white yarn

- Ⓕ is short.
- Ⓖ is warm.
- Ⓗ looks like cotton in the wild.
- Ⓘ looks like lint from a clothes dryer.



15 What should you do with a collection box for birds?

- Ⓐ Put berries in it.
- Ⓑ Hang it on a tree.
- Ⓒ Build a nest with it.
- Ⓓ Place it in your house.

16 Why did the author write "Birds Do It! Recycle!"?

- Ⓕ to show how to find a bird nest
- Ⓖ to get readers to clean up garbage
- Ⓗ to show how birds use our trash
- Ⓘ to tell readers how people are like birds



This is the end of the Reading Sample Test.
Until time is called, go back and check your work or answer questions you did not complete. When you have finished, close your Sample Test Book.



FLORIDA DEPARTMENT OF EDUCATION
www.fldoe.org

Assessment and School Performance
Florida Department of Education
Tallahassee, Florida

Copyright © 2006 State of Florida Department of State

1 2 3 4 5 6 7 8 9 10 11 12 A B C D E

ISBN 999-8504-02-3



9 789998 504028